

Signify Classified - Internal
Cooper Lighting Solutions Photometric Lab
1121 Highway 74 South
Peachtree City, GA 30269



Scaled data based on original data using
LM-79-08 Approved Method: Electrical and Photometric Measurements of Solid-
State Lighting Products

Test Report Prepared for
Cooper Lighting Solutions
(formerly Eaton)

Brand: STREETWORKS

Report Number: P867909

Luminaire Tested: **MEM2-HSN-SA-110-740-U-T2R**

Issue Date: 08/21/2024



Test Information

Test Method: LM-79-08
Report Number: P867909
Test Lab: INNOVATION CENTER(G3)
Issue Date: 08/21/2024
Manufacturer: COOPER LIGHTING SOLUTIONS (FORMERLY EATON)
Product Line: STREETWORKS
Catalog Number: MEM2-HSN-SA-110-740-U-T2R
Description: EPIC MODERN SHORT HOUSING DISCRETE LED ARRAYS 110W 70CRI 4000K
FITURE w/ TYPE II ROADWAY DISTRIBUTION OPTIC
Light Source: (30) 4000K CCT, 70 CRI LEDS
Ballast/Driver: ELECTRONIC DRIVER

Summary

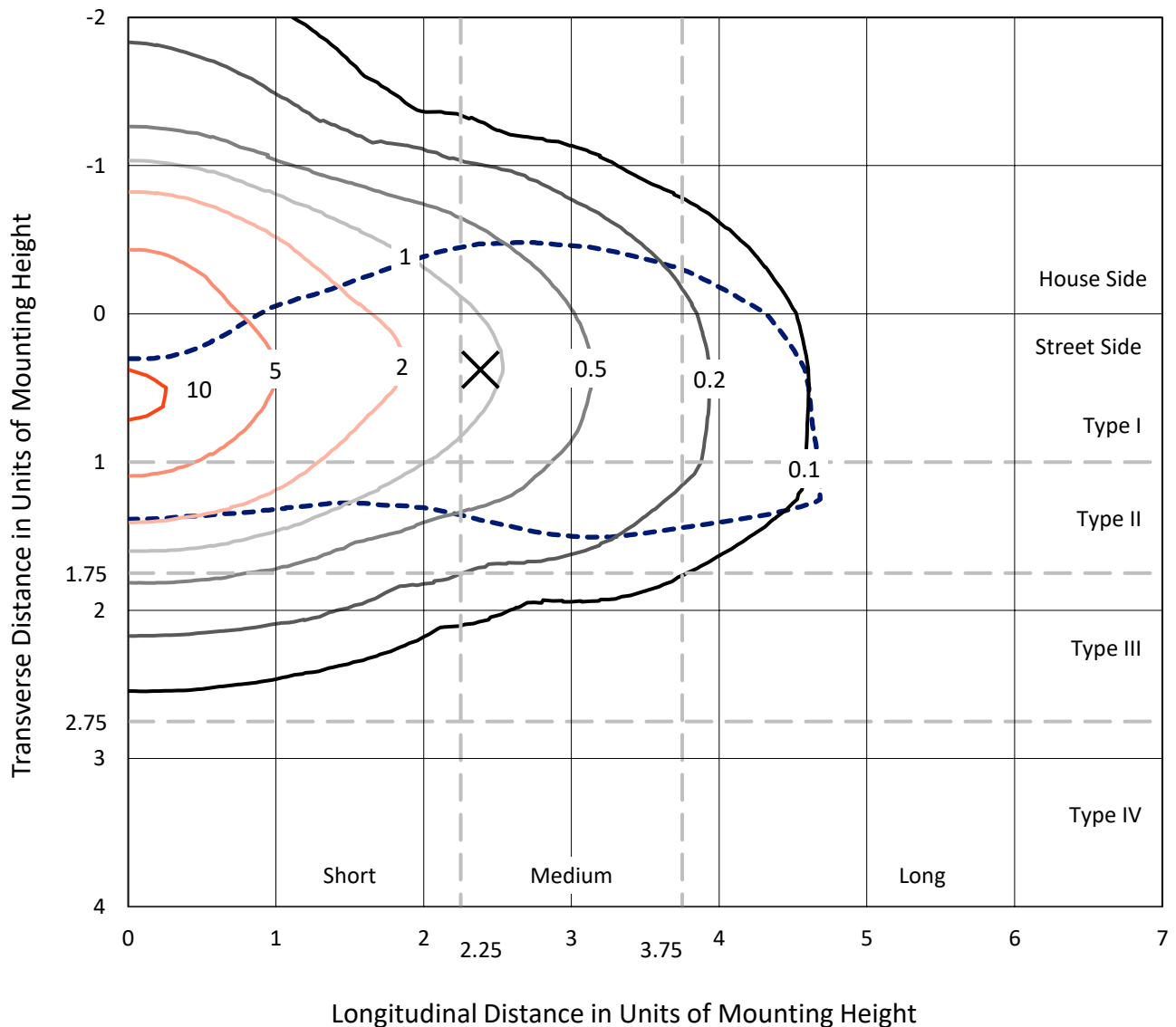
Lumens per Lamp: N/A
Luminaire Lumens: 16971.6 lumens
Efficiency: N/A
Efficacy: 150.2 lumens/watt
Luminous Opening: Rectangular (W 1' x L: 0.33' x H: 0')
IES Classification: Type II - Medium
BUG Rating: B3 - U0 - G3

Input Watts (W): 113
Input Voltage (V): 120
Input Current (A_{in}): NR
Voltage Rise (V): NR
Power Factor: 0.99
Total Harmonic Distortion (THDi): 7.77%
Frequency (hertz): 60
Stabilization Time: NR
Operation Time: NR
Ambient Temperature (°C): NR
Test Distance: 24 FT

REPORT NUMBER: P867909
 CATALOG NUMBER: MEM2-HSN-SA-110-740-U-T2R

Iso-Footcandle Lines of Horizontal Illumination

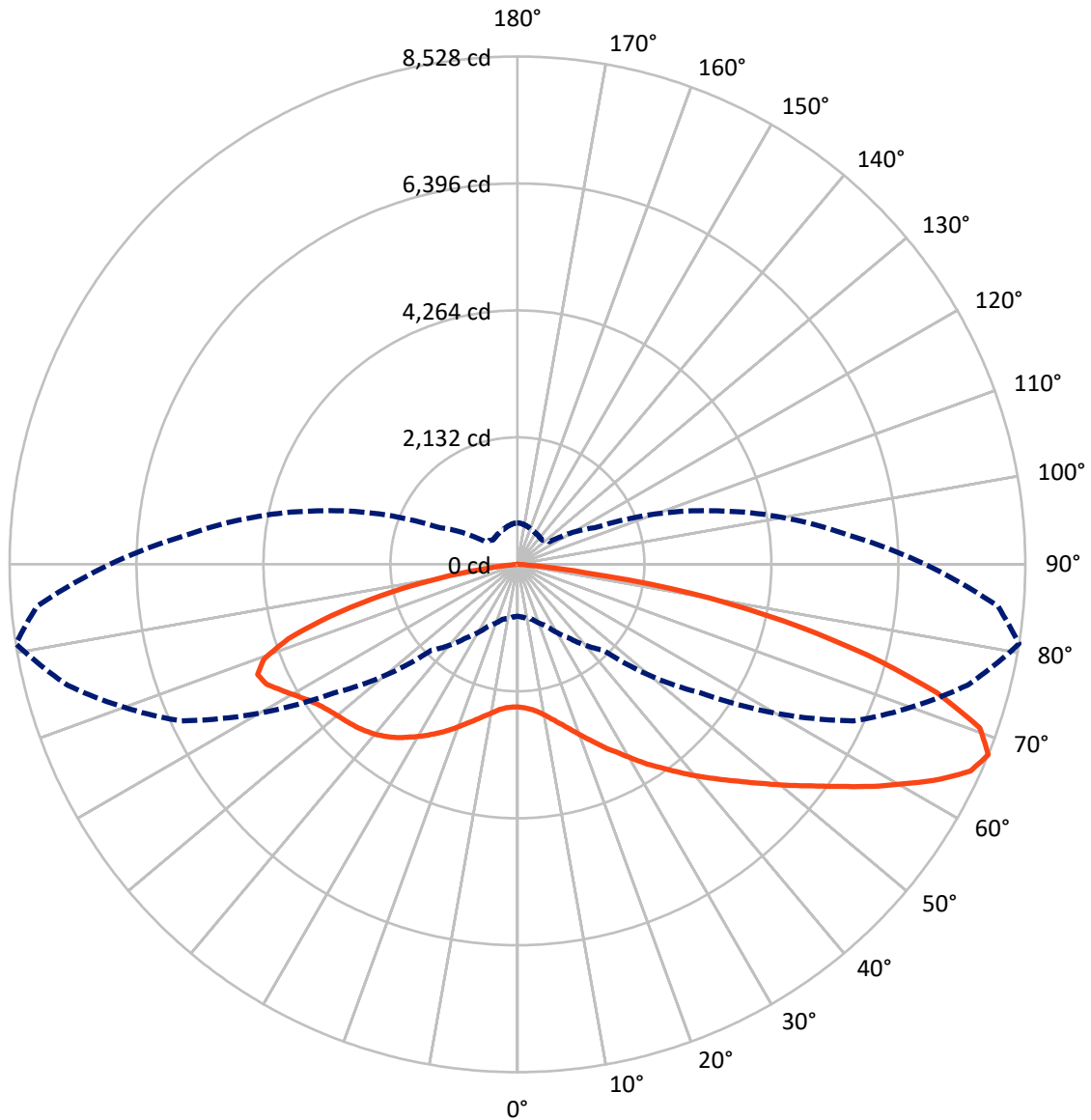
× Max cd
 - - - 1/2 Max cd



Based on 20 foot mounting height. Maximum calculated value = 10.8 fc
 Type II - Medium - N/A

REPORT NUMBER: P867909
CATALOG NUMBER: MEM2-HSN-SA-110-740-U-T2R

Luminous Intensity Polar Plot



— Vertical Plane Through 81-Deg Lateral - - - Horizontal Cone Through 67.5-Deg Vertical

REPORT NUMBER: P867909
 CATALOG NUMBER: MEM2-HSN-SA-110-740-U-T2R

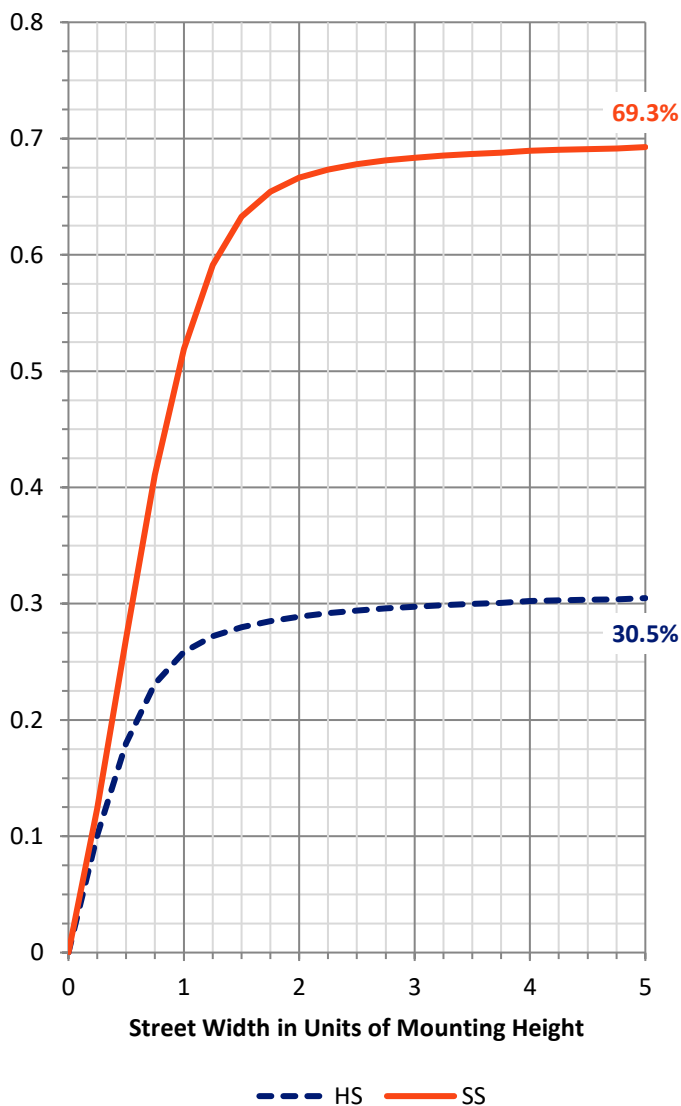
FLUX DISTRIBUTION:

		Downward	Upward	Total
House Side	Lumens	5200.5	0.0	5200.5
	% Fixture	30.6	0.0	30.6
Street Side	Lumens	11771.1	0.0	11771.1
	% Fixture	69.4	0.0	69.4
Total	Lumens	16971.6	0.0	16971.6
	% Fixture	100.0	0.0	100.0

Coefficient of Utilization

ZONAL LUMENS:

Zone	Lumens	% Fixture
0°-10°	244.3	1.4
10°-20°	867.4	5.1
20°-30°	1727.5	10.2
30°-40°	2714.0	16.0
40°-50°	3365.8	19.8
50°-60°	3290.3	19.4
60°-70°	2766.9	16.3
70°-80°	1758.1	10.4
80°-90°	237.3	1.4
90°-100°	0.0	0.0
100°-110°	0.0	0.0
110°-120°	0.0	0.0
120°-130°	0.0	0.0
130°-140°	0.0	0.0
140°-150°	0.0	0.0
150°-160°	0.0	0.0
160°-170°	0.0	0.0
170°-180°	0.0	0.0
0°-90°	16971.6	100.0
0°-180°	16971.6	100.0



REPORT NUMBER: P867909

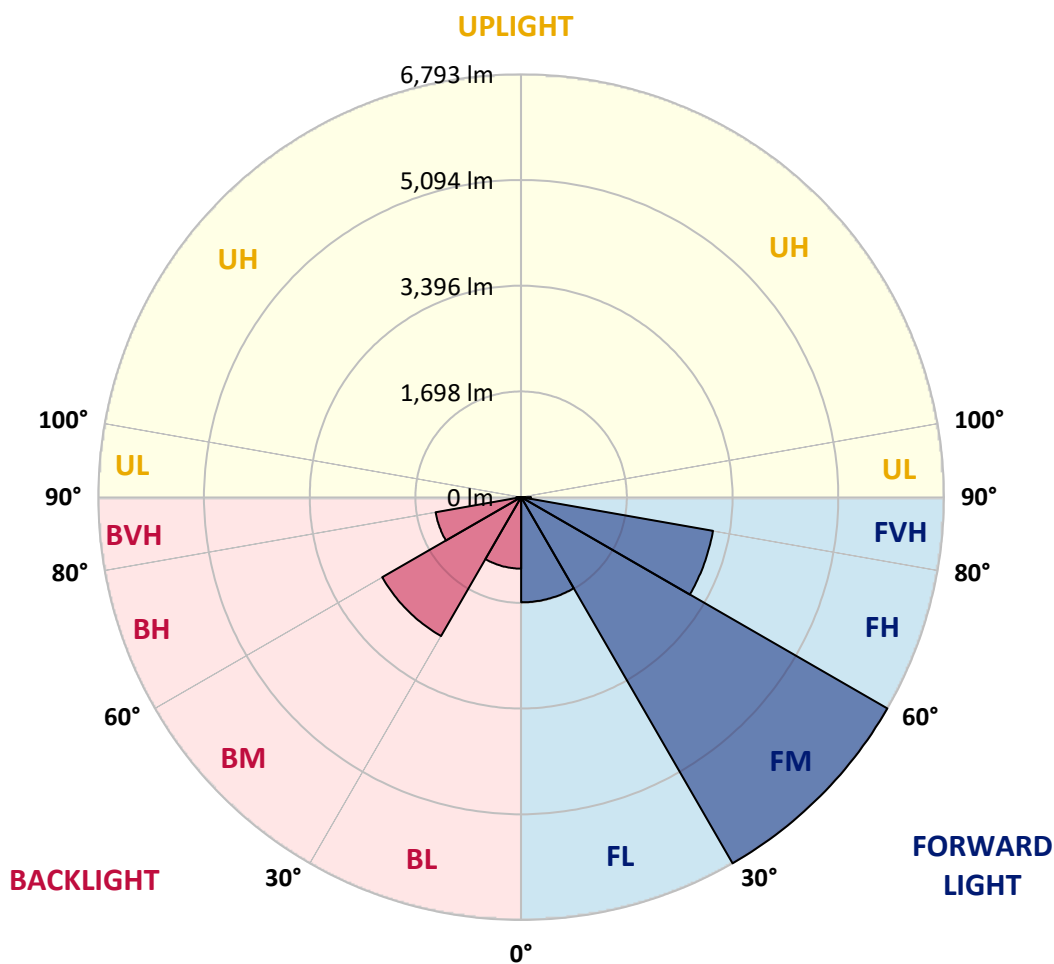
CATALOG NUMBER: MEM2-HSN-SA-110-740-U-T2R

LUMINAIRE CLASSIFICATION SYSTEM LUMEN TABLE AND BUG RATING:

Zone	Lumens	% Fixture	Zone Rating/Lumen Limit		
			B	U	G
FL (0°-30°)	1690.5	10.0			
FM (30°-60°)	6792.6	40.0			
FH (60°-80°)	3129.1	18.4			G2/5000
FVH (80°-90°)	159.0	0.9			G2/225
BL (0°-30°)	1148.7	6.8	B3/2500		
BM (30°-60°)	2577.5	15.2	B3/5000		
BH (60°-80°)	1396.0	8.2	B3/2500		G3/2500
BVH (80°-90°)	78.3	0.5			G1/100
UL (90°-100°)	0.0	0.0		U0/0	
UH (100°-180°)	0.0	0.0		U0/0	

BUG Rating: B3-U0-G3

Type II Medium





REPORT NUMBER: P867909

CATALOG NUMBER: MEM2-HSN-SA-110-740-U-T2R

CANDELA DISTRIBUTION (FULL):

	0°	5°	15°	25°	35°	45°	55°	65°	75°	81°	85°
0°	2396.1	2396.1	2396.1	2396.1	2396.1	2396.1	2396.1	2396.1	2396.1	2396.1	2396.1
2.5°	2480.2	2476.9	2476.9	2449.9	2449.9	2443.2	2446.6	2426.4	2416.3	2412.9	2409.6
5°	2658.6	2658.6	2638.4	2621.6	2587.9	2557.6	2530.7	2490.3	2460.0	2446.6	2436.5
7.5°	2927.8	2907.6	2900.9	2850.4	2779.7	2719.2	2665.3	2577.8	2520.6	2500.4	2487.0
10°	3257.6	3230.7	3180.2	3123.0	3032.1	2941.3	2833.6	2715.8	2621.6	2581.2	2564.4
12.5°	3597.5	3560.5	3489.8	3436.0	3318.2	3180.2	3028.8	2867.2	2736.0	2678.8	2648.5
15°	3971.1	3950.9	3866.7	3759.0	3621.1	3425.9	3237.4	3038.9	2870.6	2789.8	2739.4
17.5°	4374.9	4344.6	4253.7	4122.5	3927.3	3695.1	3476.4	3220.6	3025.4	2921.1	2863.9
20°	4772.0	4765.3	4630.7	4506.1	4277.3	3987.9	3705.2	3436.0	3190.3	3069.2	2995.1
22.5°	5216.2	5172.5	5054.7	4879.7	4607.1	4341.2	4008.1	3658.1	3368.7	3227.3	3143.2
25°	5677.3	5673.9	5529.2	5313.8	4994.1	4657.6	4297.5	3910.5	3580.7	3409.1	3298.0
27.5°	6249.4	6205.6	6020.5	5774.9	5404.7	5017.7	4600.4	4173.0	3782.6	3577.3	3442.7
30°	6750.8	6737.3	6528.7	6252.7	5838.8	5377.8	4926.8	4469.1	4021.5	3779.2	3631.2
32.5°	7158.0	7141.2	6962.8	6686.9	6242.6	5764.8	5246.5	4748.4	4260.5	3998.0	3802.8
35°	7497.9	7471.0	7285.9	7009.9	6626.3	6141.7	5589.8	5041.2	4523.0	4203.3	4018.2
37.5°	7632.5	7609.0	7457.5	7228.7	6875.3	6431.1	5899.4	5364.3	4785.5	4435.5	4226.8
40°	7582.0	7568.6	7460.9	7302.7	7033.5	6663.3	6195.5	5700.8	5081.6	4681.1	4432.1
42.5°	7343.1	7343.1	7275.8	7195.0	7060.4	6794.5	6458.0	6023.9	5367.7	4926.8	4627.3
45°	7006.6	6993.1	6969.5	6939.3	6919.1	6818.1	6629.6	6303.2	5684.0	5196.0	4862.9
47.5°	6559.0	6569.1	6552.2	6565.7	6649.8	6713.8	6703.7	6562.3	6007.1	5492.2	5095.1
50°	5855.6	5902.7	5956.6	6114.8	6286.4	6464.7	6629.6	6747.4	6387.3	5828.7	5364.3
52.5°	4984.0	5004.2	5148.9	5522.5	5889.3	6124.9	6437.8	6831.6	6723.9	6178.7	5680.6
55°	3910.5	3947.5	4166.2	4694.6	5347.5	5798.4	6165.2	6794.5	7067.1	6579.2	6050.8
57.5°	2803.3	2826.9	3176.8	3722.0	4573.4	5330.6	5855.6	6646.5	7343.1	7033.5	6431.1
60°	1992.3	2036.0	2261.5	2793.2	3611.0	4684.5	5572.9	6431.1	7598.9	7477.7	6929.2
62.5°	1470.6	1494.2	1652.4	2039.4	2712.4	3802.8	5206.1	6272.9	7767.1	7955.6	7427.2
65°	1107.2	1117.3	1225.0	1490.8	2029.3	2803.3	4627.3	6242.6	7861.4	8362.8	7868.1
67.5°	871.6	888.4	955.7	1137.5	1511.0	2039.4	3769.1	6222.4	7827.7	8527.7	8100.3
70°	733.6	737.0	787.5	888.4	1130.7	1467.3	2816.8	5919.6	7639.2	8238.3	7884.9
72.5°	636.0	636.0	659.6	740.4	908.6	1110.6	1918.2	5196.0	7161.4	7359.9	7137.8
75°	514.9	511.5	551.9	629.3	730.3	854.8	1288.9	3934.0	6158.5	6057.5	5875.8
77.5°	447.6	444.2	477.9	545.2	602.4	683.2	881.7	2554.3	4846.0	4543.2	4428.7
80°	383.6	373.5	400.5	464.4	494.7	531.7	609.1	1487.5	3166.8	2978.3	2840.3
82.5°	289.4	265.9	259.1	313.0	333.2	309.6	309.6	521.6	1150.9	1161.0	1073.5
85°	23.6	26.9	33.7	40.4	57.2	63.9	67.3	111.1	171.6	164.9	168.3
87.5°	3.4	3.4	3.4	6.7	6.7	10.1	10.1	10.1	13.5	13.5	13.5
90°	0.0	0.0	0.0	0.0	0.0	0.0	0.0	0.0	0.0	0.0	0.0



REPORT NUMBER: P867909

CATALOG NUMBER: MEM2-HSN-SA-110-740-U-T2R

CANDELA DISTRIBUTION (continued):

	90°	95°	105°	115°	125°	135°	145°	155°	165°	175°	180°
0°	2396.1	2396.1	2396.1	2396.1	2396.1	2396.1	2396.1	2396.1	2396.1	2396.1	2396.1
2.5°	2406.2	2399.5	2392.7	2392.7	2392.7	2386.0	2382.6	2382.6	2379.3	2369.2	2365.8
5°	2429.7	2419.7	2409.6	2409.6	2409.6	2406.2	2402.8	2406.2	2402.8	2392.7	2389.4
7.5°	2476.9	2463.4	2449.9	2449.9	2456.7	2453.3	2453.3	2456.7	2453.3	2443.2	2439.8
10°	2544.2	2524.0	2517.2	2517.2	2524.0	2520.6	2517.2	2517.2	2513.9	2497.1	2503.8
12.5°	2618.2	2598.0	2591.3	2594.6	2591.3	2584.6	2587.9	2577.8	2574.5	2547.5	2544.2
15°	2712.4	2688.9	2675.4	2678.8	2668.7	2655.2	2641.8	2635.0	2621.6	2598.0	2591.3
17.5°	2820.1	2783.1	2766.3	2766.3	2746.1	2719.2	2699.0	2678.8	2658.6	2631.7	2624.9
20°	2924.4	2890.8	2863.9	2857.1	2816.8	2773.0	2736.0	2702.3	2678.8	2648.5	2641.8
22.5°	3055.7	3008.6	2971.6	2941.3	2880.7	2810.0	2752.8	2705.7	2672.1	2638.4	2628.3
25°	3193.7	3126.4	3065.8	3008.6	2924.4	2823.5	2742.7	2675.4	2631.7	2594.6	2587.9
27.5°	3331.7	3244.2	3156.7	3065.8	2937.9	2806.7	2692.2	2611.5	2554.3	2507.2	2500.4
30°	3479.7	3372.0	3234.1	3102.8	2934.5	2762.9	2618.2	2503.8	2436.5	2382.6	2375.9
32.5°	3631.2	3496.6	3308.1	3129.7	2917.7	2699.0	2510.5	2389.4	2305.2	2244.7	2227.8
35°	3799.4	3634.5	3375.4	3139.8	2870.6	2604.7	2396.1	2244.7	2147.1	2086.5	2073.0
37.5°	3971.1	3762.4	3419.1	3133.1	2803.3	2493.7	2248.0	2093.2	1978.8	1894.7	1881.2
40°	4146.1	3880.2	3446.1	3099.4	2709.1	2355.7	2110.0	1921.6	1756.7	1679.3	1642.3
42.5°	4307.6	3987.9	3459.5	3052.3	2604.7	2211.0	1928.3	1682.7	1527.8	1443.7	1460.5
45°	4475.9	4088.8	3462.9	2995.1	2466.8	2025.9	1699.5	1470.6	1315.8	1251.9	1245.2
47.5°	4620.6	4173.0	3456.2	2914.4	2312.0	1813.9	1460.5	1241.8	1127.4	1066.8	1060.1
50°	4812.4	4267.2	3446.1	2820.1	2110.0	1571.6	1238.4	1060.1	955.7	908.6	905.3
52.5°	5004.2	4371.5	3439.3	2688.9	1898.0	1342.8	1036.5	895.2	824.5	800.9	794.2
55°	5256.6	4499.4	3442.7	2537.4	1655.7	1107.2	878.3	780.8	743.7	733.6	733.6
57.5°	5546.0	4664.3	3462.9	2369.2	1403.3	915.4	763.9	720.2	716.8	723.5	726.9
60°	5896.0	4883.1	3503.3	2194.2	1171.1	774.0	696.6	693.3	703.3	726.9	733.6
62.5°	6289.8	5122.0	3553.8	1965.3	949.0	679.8	659.6	673.1	686.5	713.4	716.8
65°	6636.4	5391.2	3584.0	1746.6	794.2	625.9	636.0	642.8	676.4	713.4	713.4
67.5°	6845.0	5586.4	3469.6	1470.6	663.0	578.8	599.0	619.2	656.2	689.9	696.6
70°	6774.4	5522.5	3079.3	1140.8	562.0	535.1	558.6	588.9	625.9	666.3	686.5
72.5°	6283.0	5068.1	2500.4	831.2	488.0	494.7	525.0	565.4	599.0	642.8	669.7
75°	5253.2	4230.2	1803.8	599.0	427.4	454.3	501.4	535.1	558.6	568.7	572.1
77.5°	3987.9	3109.5	1228.3	447.6	370.2	407.2	457.7	494.7	501.4	508.2	514.9
80°	2604.7	1978.8	693.3	313.0	282.7	333.2	373.5	413.9	400.5	420.7	427.4
82.5°	1100.5	864.9	316.3	154.8	131.2	141.3	151.4	134.6	124.5	124.5	107.7
85°	144.7	111.1	47.1	20.2	16.8	10.1	10.1	10.1	6.7	6.7	6.7
87.5°	13.5	13.5	10.1	10.1	6.7	6.7	3.4	6.7	3.4	3.4	3.4
90°	0.0	0.0	0.0	0.0	0.0	0.0	0.0	0.0	0.0	0.0	0.0

LM-79-2019: Approved Method: Electrical and Photometric Measurements of Solid-State Lighting Products

Report Prepared for

Cooper Lighting Solutions

Streetworks

Report Number: SP1-2407-157-5

Test Date: 08/07/2024

Luminaire Tested: MEM2-HTN-SA-30-740-U-5WQ-2

Data in this report applies to families of products including MEM2-HTN-SA-30-740-U-5WQ-2

Test Information

Test Method: LM-79-2019
 Report Number: SP1-2407-157-5
 Test Lab: COOPER LIGHTING SOLUTIONS
 Photometer: SP1 - 76IN SPHERE
 Measurement Geometry: 4π
 Issue Date: 08/20/2024
 Manufacturer: COOPER LIGHTING SOLUTIONS
 Product Line: Streetworks
 Catalog Number: **MEM2-HTN-SA-30-740-U-5WQ-2**
 Description: Epic Modern Light Square 30W 5WQ Optic and Flare Trim

Spectral Parameters

CCT (K): 3915
 CIE u': 0.2262
 CIE v': 0.5044
 Duv: 0.0010
 CIE x: 0.3850
 CIE y: 0.3816
 CIE z: 0.2334
 Peak Wavelength (nm): 449
 Dominant Wavelength (nm): 578
 Purity: 30.05482
 Rf: 73.2
 Rg: 93.9

CRI (Ra):	71.0		
R1:	67.6	R9:	-38.4
R2:	78.3	R10:	48.9
R3:	87.1	R11:	65.3
R4:	69.7	R12:	40.4
R5:	67.4	R13:	69.3
R6:	69.3	R14:	92.6
R7:	79.7	R15:	59.9
R8:	48.7		



Test Conditions

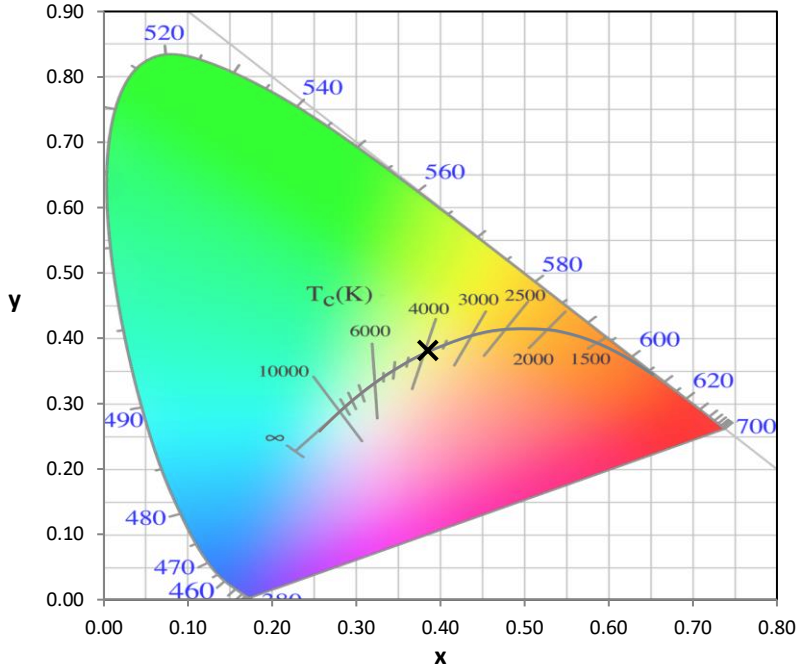
Stabilization Time: 21M
 Operation Time: 1H 21M
 Sphere Temperature (°C): 24.2

REPORT NUMBER: SP1-2407-157-5

Measurement and Test Equipment			
Instrument	Identification Number	Calibration Date	Calibration Due Date
Photometer	IN0058	6/18/2024	12/18/2024
Power Meter	INXT2011004	2/8/2024	2/8/2025
AC Power Source	IN0063	10/24/2023	10/24/2024
DC Power Source	IN0208	10/24/2023	10/24/2024
Sphere Thermometer	IN0085	10/24/2023	10/24/2024
Room Thermometer	IN0046	10/24/2023	10/24/2024

REPORT NUMBER: SP1-2407-157-5

CIE 1931 Chromaticity Diagram



CIE 1931 Chromaticity Diagram with 2017 ANSI 7-Step and 4-Step Quadrangles



Point lies inside the ANSI 4000K 4-step quadrangle

REPORT NUMBER: SP1-2407-157-5

Photopic Flux vs. Wavelength



Photopic Lumens: NR

λ (nm)	Power W [^] /nm	Lumens (φ/nm)	λ (nm)	Power W [^] /nm	Lumens (φ/nm)	λ (nm)	Power W [^] /nm	Lumens (φ/nm)	λ (nm)	Power W [^] /nm	Lumens (φ/nm)	λ (nm)	Power W [^] /nm	Lumens (φ/nm)
360	0	NR	490	112	NR	620	618	NR	750	15	NR	880	0	NR
365	0	NR	495	153	NR	625	563	NR	755	13	NR	885	0	NR
370	0	NR	500	216	NR	630	510	NR	760	11	NR	890	0	NR
375	0	NR	505	291	NR	635	456	NR	765	9	NR	895	0	NR
380	0	NR	510	366	NR	640	407	NR	770	8	NR	900	0	NR
385	0	NR	515	436	NR	645	359	NR	775	7	NR	905	0	NR
390	0	NR	520	492	NR	650	316	NR	780	6	NR	910	0	NR
395	2	NR	525	536	NR	655	277	NR	785	5	NR	915	0	NR
400	4	NR	530	567	NR	660	240	NR	790	4	NR	920	0	NR
405	7	NR	535	596	NR	665	208	NR	795	4	NR	925	0	NR
410	12	NR	540	619	NR	670	179	NR	800	3	NR	930	0	NR
415	25	NR	545	644	NR	675	154	NR	805	3	NR	935	0	NR
420	51	NR	550	671	NR	680	133	NR	810	3	NR	940	0	NR
425	100	NR	555	701	NR	685	114	NR	815	2	NR	945	0	NR
430	180	NR	560	735	NR	690	98	NR	820	2	NR	950	0	NR
435	315	NR	565	768	NR	695	83	NR	825	2	NR	955	0	NR
440	514	NR	570	798	NR	700	71	NR	830	1	NR	960	0	NR
445	828	NR	575	825	NR	705	61	NR	835	1	NR	965	0	NR
450	992	NR	580	843	NR	710	52	NR	840	1	NR	970	0	NR
455	652	NR	585	848	NR	715	44	NR	845	1	NR	975	0	NR
460	382	NR	590	844	NR	720	38	NR	850	1	NR	980	0	NR
465	282	NR	595	826	NR	725	32	NR	855	1	NR	985	0	NR
470	180	NR	600	800	NR	730	28	NR	860	1	NR	990	0	NR
475	119	NR	605	762	NR	735	24	NR	865	1	NR	995	0	NR
480	101	NR	610	719	NR	740	20	NR	870	1	NR	1000	0	NR
485	98	NR	615	669	NR	745	17	NR	875	0	NR			

REPORT NUMBER: SP1-2407-157-5

Scotopic Flux vs. Wavelength



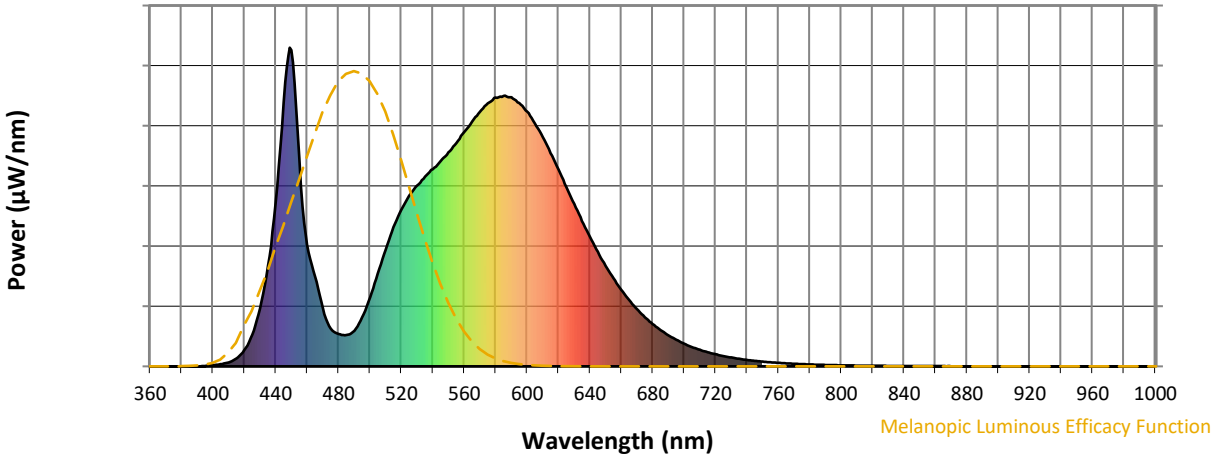
Scotopic Lumens: NR

S/P: 1.49

λ (nm)	Power W [^] /nm	Lumens (φ/nm)	λ (nm)	Power W [^] /nm	Lumens (φ/nm)	λ (nm)	Power W [^] /nm	Lumens (φ/nm)	λ (nm)	Power W [^] /nm	Lumens (φ/nm)	λ (nm)	Power W [^] /nm	Lumens (φ/nm)
360	0	NR	490	112	NR	620	618	NR	750	15	NR	880	0	NR
365	0	NR	495	153	NR	625	563	NR	755	13	NR	885	0	NR
370	0	NR	500	216	NR	630	510	NR	760	11	NR	890	0	NR
375	0	NR	505	291	NR	635	456	NR	765	9	NR	895	0	NR
380	0	NR	510	366	NR	640	407	NR	770	8	NR	900	0	NR
385	0	NR	515	436	NR	645	359	NR	775	7	NR	905	0	NR
390	0	NR	520	492	NR	650	316	NR	780	6	NR	910	0	NR
395	2	NR	525	536	NR	655	277	NR	785	5	NR	915	0	NR
400	4	NR	530	567	NR	660	240	NR	790	4	NR	920	0	NR
405	7	NR	535	596	NR	665	208	NR	795	4	NR	925	0	NR
410	12	NR	540	619	NR	670	179	NR	800	3	NR	930	0	NR
415	25	NR	545	644	NR	675	154	NR	805	3	NR	935	0	NR
420	51	NR	550	671	NR	680	133	NR	810	3	NR	940	0	NR
425	100	NR	555	701	NR	685	114	NR	815	2	NR	945	0	NR
430	180	NR	560	735	NR	690	98	NR	820	2	NR	950	0	NR
435	315	NR	565	768	NR	695	83	NR	825	2	NR	955	0	NR
440	514	NR	570	798	NR	700	71	NR	830	1	NR	960	0	NR
445	828	NR	575	825	NR	705	61	NR	835	1	NR	965	0	NR
450	992	NR	580	843	NR	710	52	NR	840	1	NR	970	0	NR
455	652	NR	585	848	NR	715	44	NR	845	1	NR	975	0	NR
460	382	NR	590	844	NR	720	38	NR	850	1	NR	980	0	NR
465	282	NR	595	826	NR	725	32	NR	855	1	NR	985	0	NR
470	180	NR	600	800	NR	730	28	NR	860	1	NR	990	0	NR
475	119	NR	605	762	NR	735	24	NR	865	1	NR	995	0	NR
480	101	NR	610	719	NR	740	20	NR	870	1	NR	1000	0	NR
485	98	NR	615	669	NR	745	17	NR	875	0	NR			

REPORT NUMBER: SP1-2407-157-5

Melanopic Flux vs. Wavelength



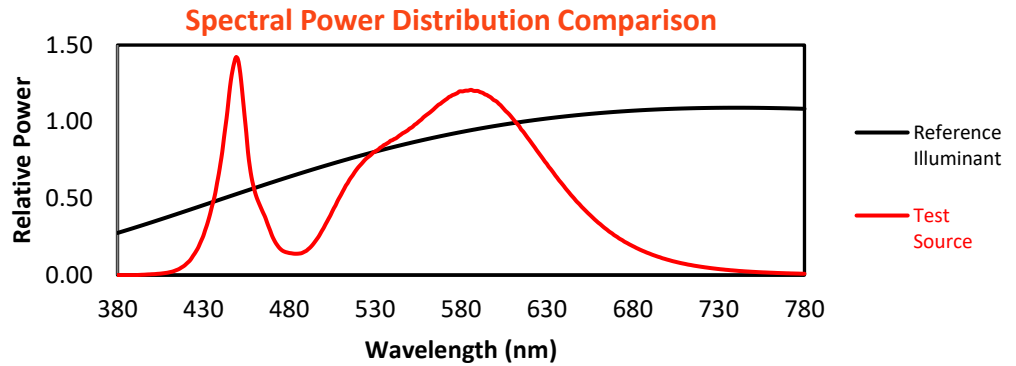
Melanopic Lumens: NR

M/P: 2.88

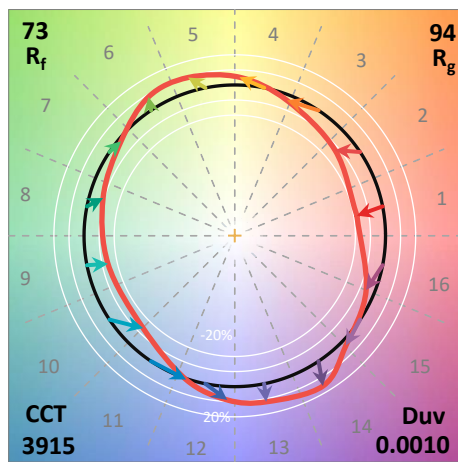
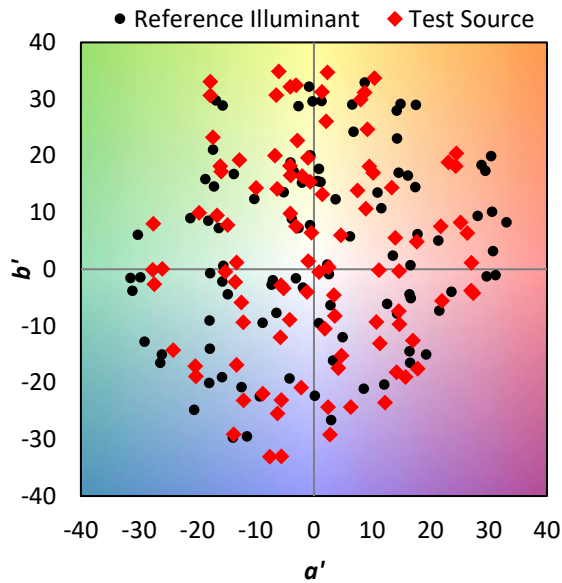
λ (nm)	Power W [^] /nm	Lumens (φ/nm)	λ (nm)	Power W [^] /nm	Lumens (φ/nm)	λ (nm)	Power W [^] /nm	Lumens (φ/nm)	λ (nm)	Power W [^] /nm	Lumens (φ/nm)	λ (nm)	Power W [^] /nm	Lumens (φ/nm)
360	0	NR	490	112	NR	620	618	NR	750	15	NR	880	0	NR
365	0	NR	495	153	NR	625	563	NR	755	13	NR	885	0	NR
370	0	NR	500	216	NR	630	510	NR	760	11	NR	890	0	NR
375	0	NR	505	291	NR	635	456	NR	765	9	NR	895	0	NR
380	0	NR	510	366	NR	640	407	NR	770	8	NR	900	0	NR
385	0	NR	515	436	NR	645	359	NR	775	7	NR	905	0	NR
390	0	NR	520	492	NR	650	316	NR	780	6	NR	910	0	NR
395	2	NR	525	536	NR	655	277	NR	785	5	NR	915	0	NR
400	4	NR	530	567	NR	660	240	NR	790	4	NR	920	0	NR
405	7	NR	535	596	NR	665	208	NR	795	4	NR	925	0	NR
410	12	NR	540	619	NR	670	179	NR	800	3	NR	930	0	NR
415	25	NR	545	644	NR	675	154	NR	805	3	NR	935	0	NR
420	51	NR	550	671	NR	680	133	NR	810	3	NR	940	0	NR
425	100	NR	555	701	NR	685	114	NR	815	2	NR	945	0	NR
430	180	NR	560	735	NR	690	98	NR	820	2	NR	950	0	NR
435	315	NR	565	768	NR	695	83	NR	825	2	NR	955	0	NR
440	514	NR	570	798	NR	700	71	NR	830	1	NR	960	0	NR
445	828	NR	575	825	NR	705	61	NR	835	1	NR	965	0	NR
450	992	NR	580	843	NR	710	52	NR	840	1	NR	970	0	NR
455	652	NR	585	848	NR	715	44	NR	845	1	NR	975	0	NR
460	382	NR	590	844	NR	720	38	NR	850	1	NR	980	0	NR
465	282	NR	595	826	NR	725	32	NR	855	1	NR	985	0	NR
470	180	NR	600	800	NR	730	28	NR	860	1	NR	990	0	NR
475	119	NR	605	762	NR	735	24	NR	865	1	NR	995	0	NR
480	101	NR	610	719	NR	740	20	NR	870	1	NR	1000	0	NR
485	98	NR	615	669	NR	745	17	NR	875	0	NR			

Summary

$R_f = 73.2$
 $R_g = 93.9$
 $CIE R_a = 71.0$
 $R_g = -38.4$



Color Vector Graphics

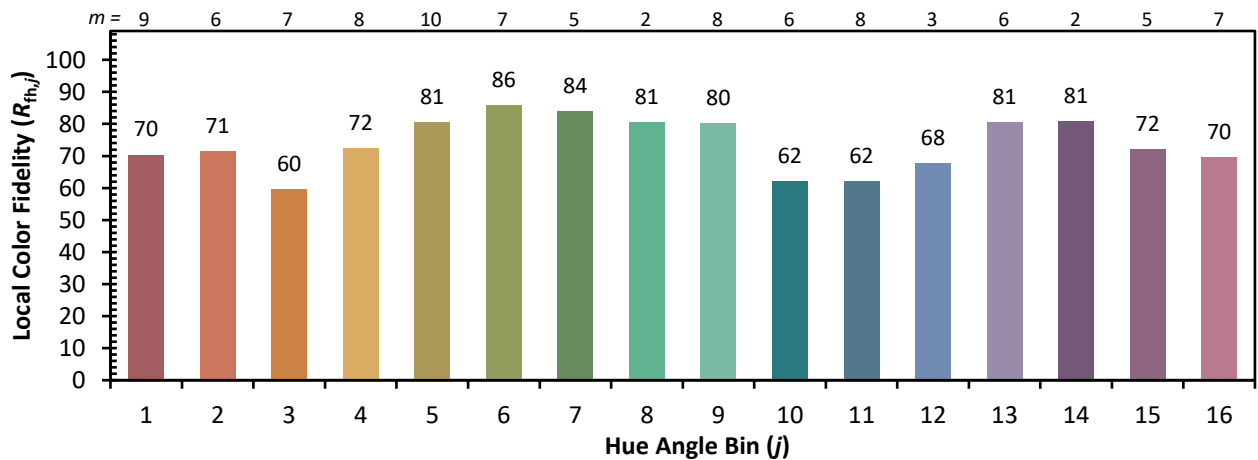
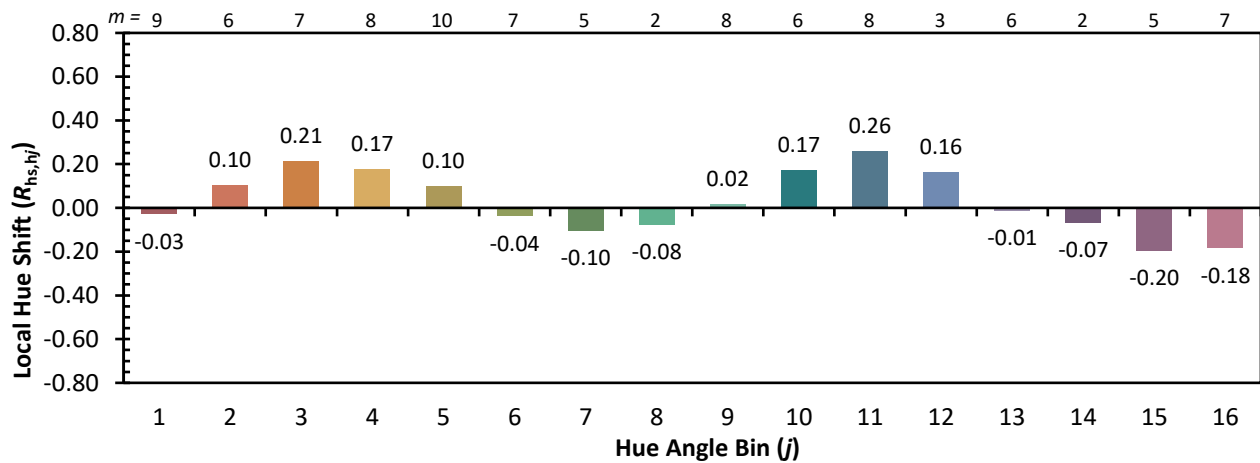
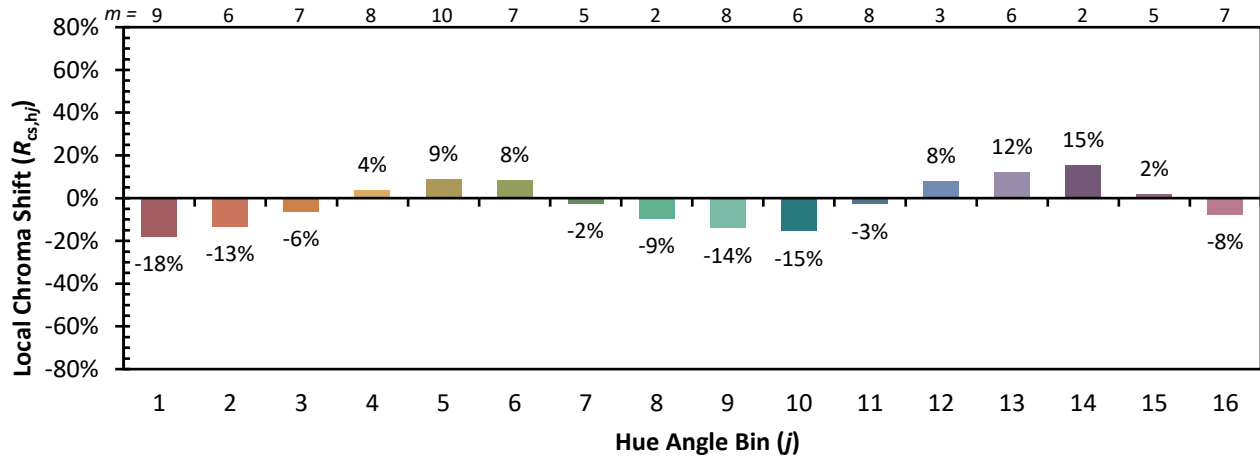


Individual Sample Fidelity Index ($R_{f,i}$)

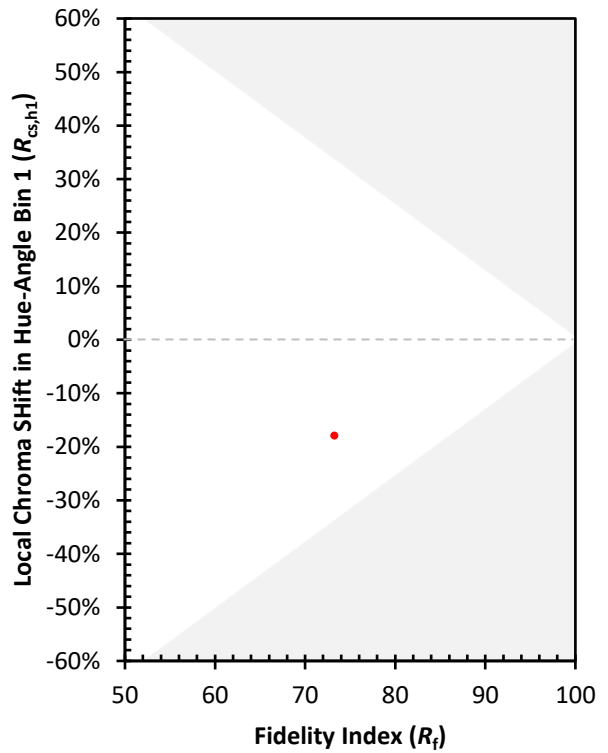
CES01 = 85	CES26 = 61	CES51 = 88	CES76 = 50
CES02 = 61	CES27 = 88	CES52 = 87	CES77 = 69
CES03 = 30	CES28 = 81	CES53 = 77	CES78 = 53
CES04 = 70	CES29 = 65	CES54 = 84	CES79 = 81
CES05 = 47	CES30 = 81	CES55 = 83	CES80 = 78
CES06 = 50	CES31 = 69	CES56 = 73	CES81 = 77
CES07 = 40	CES32 = 60	CES57 = 72	CES82 = 91
CES08 = 39	CES33 = 76	CES58 = 73	CES83 = 89
CES09 = 29	CES34 = 70	CES59 = 85	CES84 = 86
CES10 = 74	CES35 = 83	CES60 = 89	CES85 = 77
CES11 = 57	CES36 = 91	CES61 = 81	CES86 = 71
CES12 = 63	CES37 = 79	CES62 = 85	CES87 = 76
CES13 = 42	CES38 = 92	CES63 = 72	CES88 = 80
CES14 = 74	CES39 = 96	CES64 = 64	CES89 = 70
CES15 = 71	CES40 = 91	CES65 = 61	CES90 = 79
CES16 = 46	CES41 = 93	CES66 = 57	CES91 = 74
CES17 = 49	CES42 = 80	CES67 = 54	CES92 = 57
CES18 = 56	CES43 = 76	CES68 = 63	CES93 = 74
CES19 = 72	CES44 = 99	CES69 = 73	CES94 = 51
CES20 = 65	CES45 = 85	CES70 = 55	CES95 = 65
CES21 = 86	CES46 = 82	CES71 = 48	CES96 = 76
CES22 = 78	CES47 = 86	CES72 = 83	CES97 = 84
CES23 = 92	CES48 = 77	CES73 = 45	CES98 = 75
CES24 = 91	CES49 = 80	CES74 = 93	CES99 = 62
CES25 = 72	CES50 = 88	CES75 = 51	



Color Rendition by Hue-Angle Bin



Measure Comparisons



(END OF REPORT)